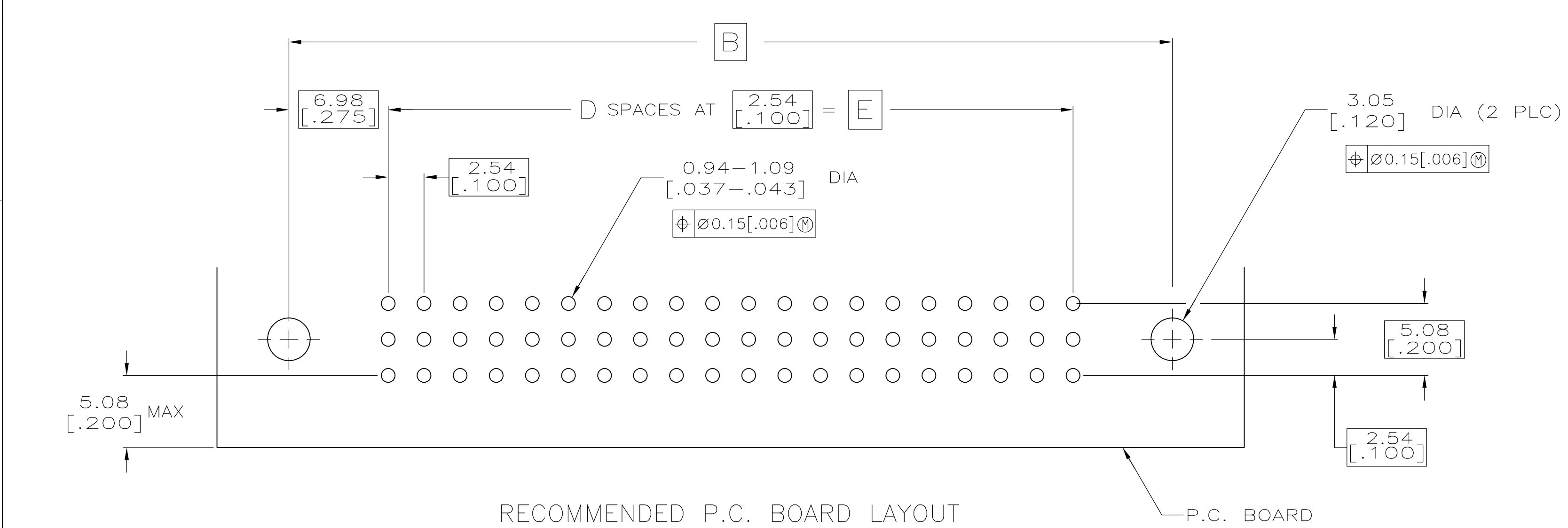
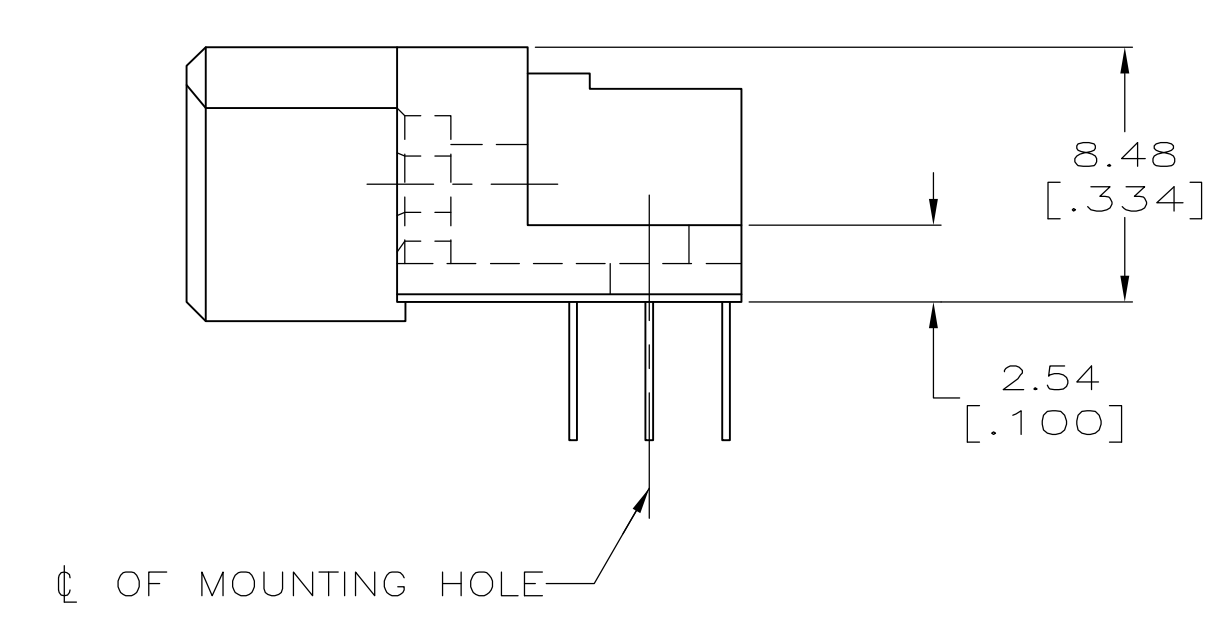
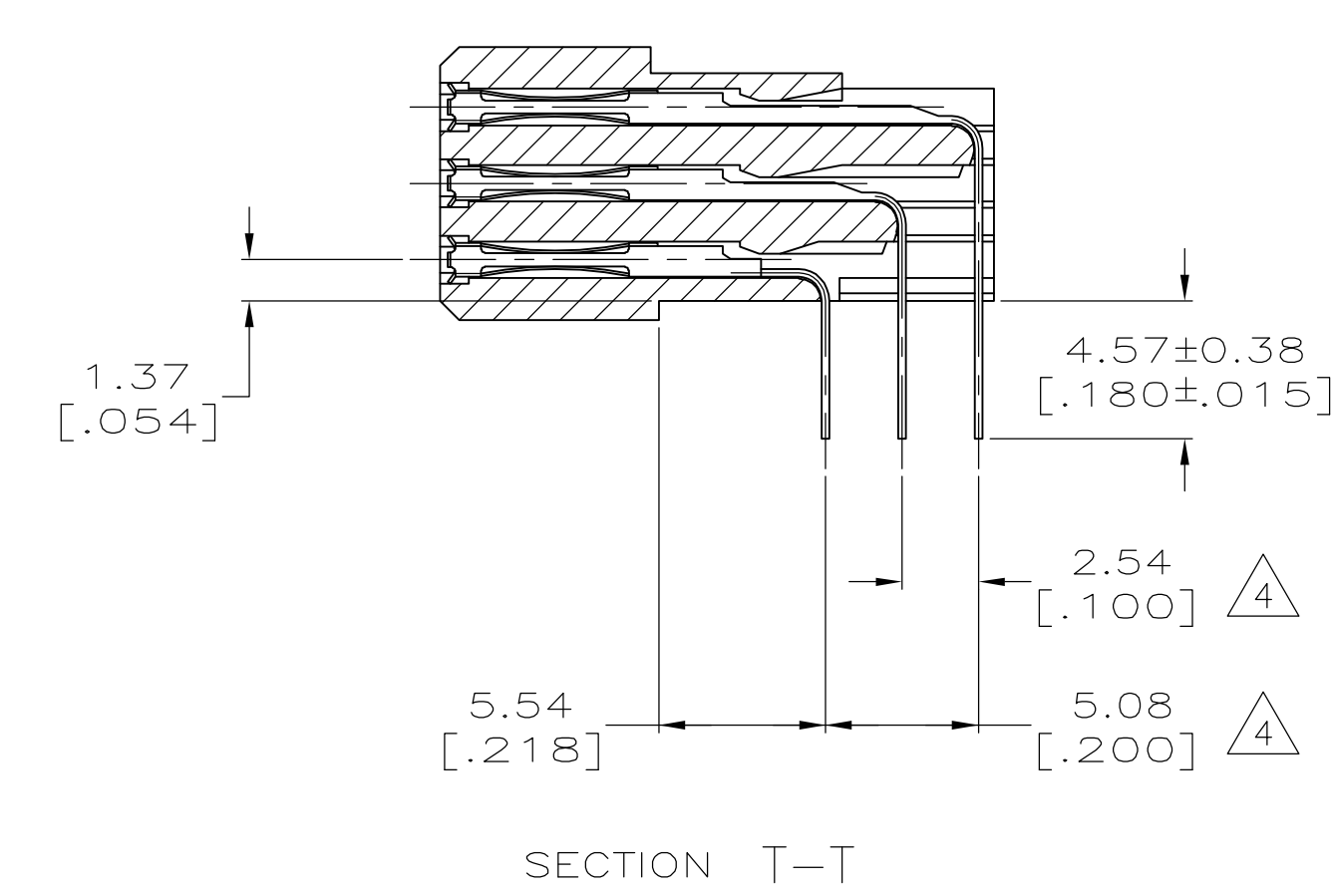
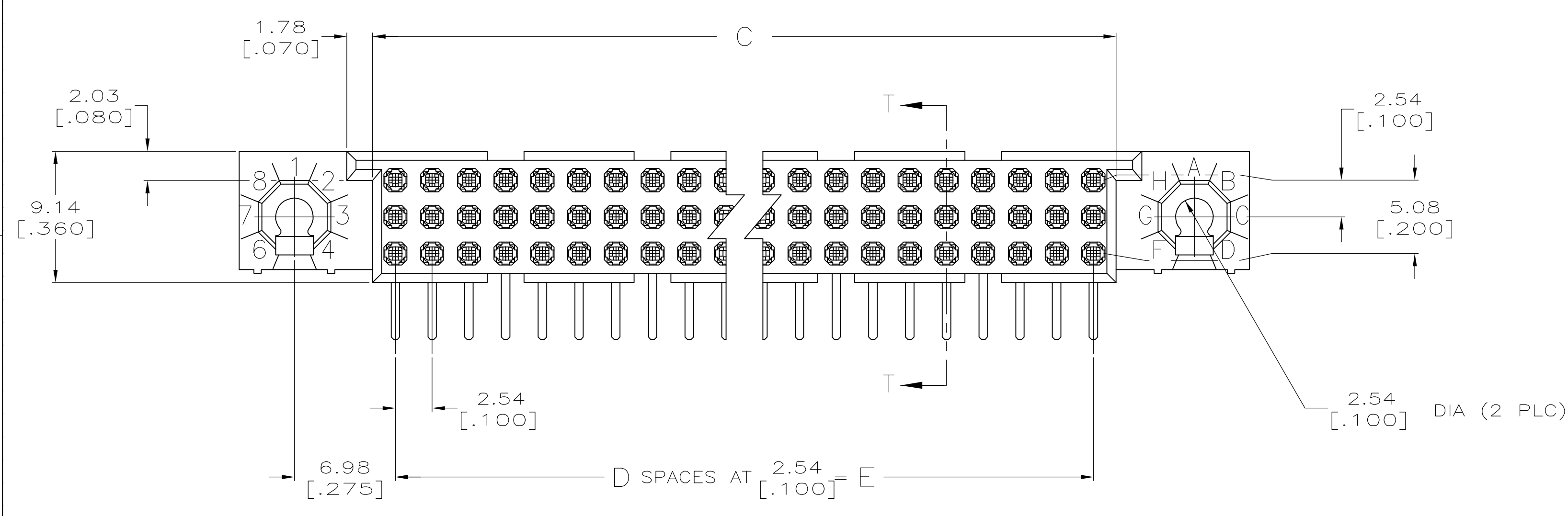


- 1 HOUSING MATERIAL: THERMOPLASTIC.
- 2 CONTACT MATERIAL: COPPER ALLOY.
- 3 CONTACT FINISH: .00127-.00254 [.000050-.000100] NICKEL UNDERPLATE ALL OVER; .00076 [.000030] GOLD PLATE IN CONTACT AREA, TIN PLATED SOLDER TAILS.
- 4 SOLDER TAILS MUST FIT HOLE PATTERN AS SHOWN ON THE RECOMMENDED P.C. BOARD LAYOUT.
- 5. DIMENSIONS IN BRACKETS ARE IN INCHES.
- 6 HOUSINGS WITH CENTER MOUNTING IS RECOMMENDED FOR ASSEMBLIES HAVING 75 CONTACTS PER ROW OR MORE.



27.94 [1.100]	11	31.09 [1.224]	41.91 [1.650]	49.53 [1.950]	36	2-5532431-4
43.18 [1.700]	17	46.33 [1.824]	57.15 [2.250]	64.77 [2.550]	54	2-5532431-2
210.82 [8.300]	83	213.97 [8.424]	224.79 [8.850]	232.41 [9.150]	252	1-5532431-9
200.66 [7.900]	79	203.81 [8.024]	214.63 [8.450]	222.25 [8.750]	240	1-5532431-3
187.96 [7.400]	74	191.11 [7.524]	201.93 [7.950]	209.55 [8.250]	225	1-5532431-2
175.26 [6.900]	69	178.41 [7.024]	189.23 [7.450]	196.85 [7.750]	210	1-5532431-1
149.86 [5.900]	59	153.01 [6.024]	163.83 [6.450]	171.45 [6.750]	180	5532431-9
137.16 [5.400]	54	140.31 [5.524]	151.13 [5.950]	158.75 [6.250]	165	5532431-8
124.46 [4.900]	49	127.61 [5.024]	138.43 [5.450]	146.05 [5.750]	150	5532431-7
99.06 [3.900]	39	102.21 [4.024]	113.03 [4.450]	120.65 [4.750]	120	5532431-5
78.74 [3.100]	31	81.89 [3.224]	92.71 [3.650]	100.33 [3.950]	96	5532431-3
60.96 [2.400]	24	64.11 [2.524]	74.93 [2.950]	82.55 [3.250]	75	5532431-1
	E	D	C	B	A	POSN PART NUMBER

THIS DRAWING IS A CONTROLLED DOCUMENT.

DWN: POLIGNONE, 10JUN05  
 CHK: A. SHARPE, 10JUN05  
 APVD: A. SHARPE, 10JUN05

tyco Electronics  
 Tyco Electronics Corporation  
 Harrisburg, Pa 17105-3608

ASSEMBLY, RECEPTACLE, RIGHT ANGLE, HDI, LEAD-FREE, 3 ROW, WITHOUT GUIDES, 4.57[.180] SOLDER POSTS

SIZE: A1 CAGE CODE: 00779 DRAWING NO: 5532431  
 WEIGHT: - RESTRICTED TO: -

CUSTOMER DRAWING SCALE: 4:1 SHEET: 1 OF 1 REV: 0